

## MONTHLY STATISTICAL BULLETIN

## JANUARY 2024

Market capitalization: 243.283.539.581

Turnover: 453.397.777

Number of transactions: 1.633

MBI10: 6.472,19

↑5,16%

↑38,96%

↑42,62%

↑5,82%

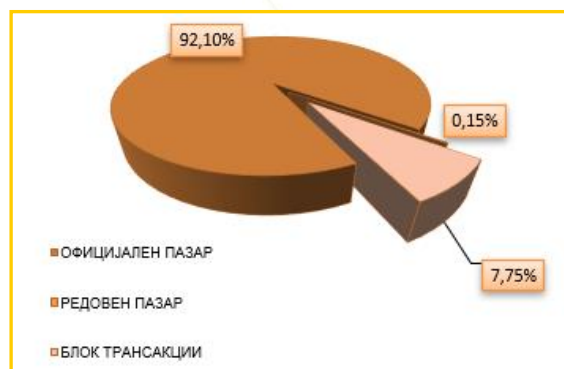
## BASIC INDICATORS

TURNOVER (denars)	December 2023	January 2024	%
<b>TRADING IN BEST</b>	<b>317.390.441</b>	<b>418.245.390</b>	<b>31,78</b>
SHARES	263.029.743	350.951.565	33,43
BONDS	54.360.698	67.293.825	23,79
OTHER SECURITIES	0	0	-
DAILY AVERAGE TURNOVER (denars)	16.704.760	20.912.270	25,19
DAILY AVERAGE NUMBER OF TRANSACTIONS	60	81	35,00
<b>BLOCK TRANSACTIONS</b>	<b>8.879.700</b>	<b>35.152.387</b>	<b>295,87</b>
<b>PUBLIC AUCTIONS</b>	<b>0</b>	<b>0</b>	<b>-</b>
<b>PUBLIC OFFERING</b>	<b>0</b>	<b>0</b>	<b>-</b>
<b>TOTAL</b>	<b>326.270.141</b>	<b>453.397.777</b>	<b>38,96</b>
<b>NUMBER OF TRANSACTIONS</b>			
<b>TRADING IN BEST</b>	1.143	1.625	42,17
<b>BLOCK TRANSACTIONS</b>	2	8	300,00
<b>PUBLIC AUCTIONS</b>	0	0	-
<b>PUBLIC OFFERING</b>	0	0	-
<b>TOTAL</b>	<b>1.145</b>	<b>1.633</b>	<b>42,62</b>
<b>MARKET CAPITALIZATION (denars)</b>			
<b>MARKET CAPITALIZATION OF SHARES</b>	<b>231.354.679.050</b>	<b>243.283.539.581</b>	<b>5,16</b>
OFFICIAL MARKET-SHARES	224.205.310.387	236.134.170.918	5,32
MARKET OF JOINT STOCK COMPANIES WITH SPECIAL REPORTING OBLIGATIONS	7.149.368.663	7.149.368.663	0,00
<b>MARKET CAPITALIZATION OF BONDS</b>	<b>18.882.548.756</b>	<b>19.109.144.821</b>	<b>1,20</b>
<b>MARKET CAPITALIZATION OF OTHER SECURITIES</b>	<b>307.464.000</b>	<b>0</b>	<b>-</b>
<b>TOTAL MARKET CAPITALIZATION</b>	<b>250.544.691.805</b>	<b>262.392.684.402</b>	<b>4,73</b>
<b>MBI10</b>	<b>6.116,23</b>	<b>6.472,19</b>	<b>5,82</b>
<b>OMB</b>	<b>125,05</b>	<b>124,88</b>	<b>-0,14</b>
<b>NUMBER OF LISTED SECURITIES*</b>	<b>93</b>	<b>93</b>	<b>0,00</b>
<b>NUMBER OF TRADING DAYS</b>	<b>19</b>	<b>20</b>	<b>5,26</b>

\*The calculation includes the shares of ArceloMittal Skopje (HRM) AD Skopje, Blagoj Tufanov AD Radovish, Tajmiste AD Kicevo and Trudbenik AD Ohrid which are long term suspended from listing.

## TURNOVER STRUCTURE

Market segment	Turnover (denars)	Turnover (EUR)	%	Number of transactions
<b>OFFICIAL MARKET</b>	417.568.690	6.774.374	92,10	1.619
<b>REGULAR MARKET</b>	676.700	10.986	0,15	6
<b>BLOCK TRANSACTIONS</b>	35.152.387	570.270	7,75	8
<b>TOTAL</b>	<b>453.397.777</b>	<b>7.355.630</b>	<b>100,00</b>	<b>1.633</b>



# MONTHLY STATISTICAL BULLETIN

## 10 MOST LIQUID SHARES (Official market)

Issuer	Max (denars)	Min (denars)	Average price (denars)	Volume	Turnover (denars)	Turnover (EUR)	%	Num. of trans.	Market capitalization (denars)
Komercijalna banka Skopje	15.997,00	14.300,00	15.252,52	8.546	130.348.063	2.115.015	37,21	511	36.201.771.389
NLB Banka Skopje	33.500,00	29.670,00	30.485,20	3.220	98.162.342	1.592.756	28,02	366	27.986.690.747
Alkaloid Skopje	19.300,00	18.151,00	18.496,87	2.938	54.343.808	881.890	15,51	245	27.625.112.900
Makpetrol Skopje	65.000,00	63.500,00	64.688,89	418	27.039.958	438.721	7,72	98	7.248.639.000
Stopanska banka Skopje	1.397,00	1.348,00	1.375,86	7.679	10.565.253	171.276	3,02	63	24.156.159.030
UNI Banka Skopje	6.398,00	5.670,00	6.281,98	1.649	10.358.992	168.021	2,96	44	3.456.643.697
Granit Skopje	1.180,00	1.145,00	1.157,70	5.361	6.206.420	100.687	1,77	25	3.547.440.435
Makedonijaturist Skopje	5.080,00	4.800,00	4.966,56	677	3.362.360	54.660	0,96	10	2.297.414.760
Makedonski Telekom Skopje	400	389	395,68	5.177	2.048.447	33.276	0,58	24	38.335.512.000
Makstil Skopje	152	127	140,08	13.309	1.864.352	30.282	0,53	26	1.988.720.248
Rest				6.625	5.974.870	96.942	1,71	42	63.290.066.712
<b>Total</b>				<b>55.599</b>	<b>350.274.865</b>	<b>5.683.526</b>	<b>100,00</b>	<b>1.454</b>	<b>236.134.170.918</b>

## TOP GAINERS / TOP LOSERS—OFFICIAL MARKET

Issuer	Average price (denars) 28.12.2023	Average price (denars) 31.01.2024	% of change
<b>TOP GAINERS</b>			
Rade Koncar Skopje	1.400,00	2.000,00	42,86
Ading Skopje	1.000,00	1.200,00	20,00
UNI Banka Skopje	5.665,15	6.331,00	11,75
Komercijalna banka Skopje	14.226,83	15.884,47	11,65
Prilepska Pivarnica Prilep	30.101,00	33.501,00	11,30
<b>TOP LOSERS</b>			
Teteks Tetovo	2.989,00	2.820,00	-5,65
TTK Banka Skopje	1.450,00	1.419,00	-2,14
Granit Skopje	1.179,25	1.155,00	-2,06
Makosped Skopje	220,00	219,00	-0,45

## OVERVIEW OF THE TRADING WITH BONDS

	HIGH (%)	LOW (%)	Last daily average price(%)	Last trading day	Volume	Turnover (denars)	Turnover (EUR)	Yield to maturity *
Structural bonds—Municipality of Zelino	90,00	90,00	90,00	26.1.2024	59.262.378	53.336.140	864.508	1,10%
Structural bonds—Municipality of Tetovo	97,10	90,00	90,00	25.1.2024	6.348.658	5.784.792	93.764	1,10%
Government bonds-denationalization XIV issue (RMDEN14)	90,00	90,00	90,00	10.1.2024	1.203	66.594	1.083	15,97%
Government bonds-denationalization XXII issue (RMDEN22)	88,10	87,00	87,00	31.1.2024	149.879	8.106.299	131.493	5,24%

\* The model for calculation of annual average yield to maturity is adapted to the characteristics of the bonds. Calculation date is 31.01.2024 using the last average price of the bonds.

# MONTHLY STATISTICAL BULLETIN

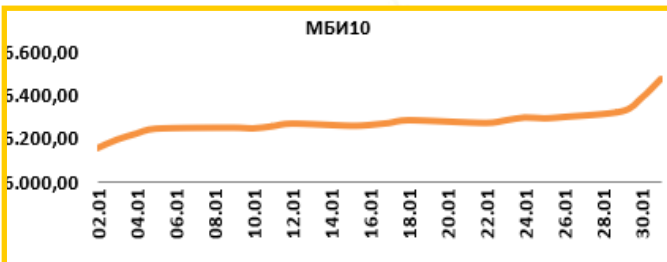
## MBI10

**Value at 31.01.2024** **6.472,19**

MAX Value in January (31.01.2024) 6.472,19

MIN Value in January (02.01.2024) 6.154,42

% of change from 31.12.2023 5,82%



All about MBI10 on: <http://www.mse.com.mk/Indicies.aspx?Index=MBI10>

Composition of MBI10	Turnover (denars)	Volume	Num. of trans.	Last average price	% of monthly change of price
Alkaloid AD Skopje	62.287.308	3.370	248	19.300,00	6,31
Granit AD Skopje	6.206.420	5.361	25	1.155,00	-2,06
Komercijalna banka AD	139.648.063	9.166	513	15.884,47	11,65
Makpetrol AD Skopje	42.639.958	658	100	64.500,00	0,19
Makedonijaturist AD Skopje	3.362.360	677	10	5.080,00	6,41
Stopanska banka AD Skopje	10.565.253	7.679	63	1.383,50	4,99
Makedonski Telekom AD	2.048.447	5.177	24	400,00	4,22
NLB Banka AD Skopje	98.162.342	3.220	366	32.768,96	10,93
TTK Banka AD Skopje	3.211.581	2.294	12	1.419,00	-2,14
UNI Banka Skopje	10.358.992	1.649	44	6.331,00	11,75

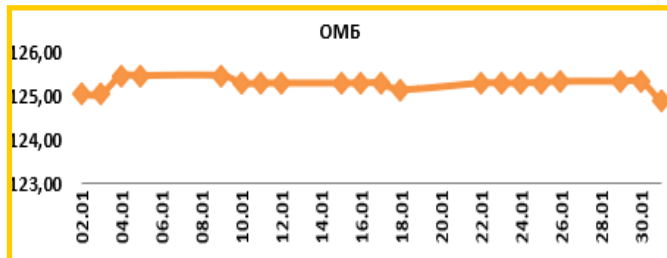
## OMB

**Value at 31.01.2024** **124,88**

MAX Value in January (04.01.2024) 125,47

MIN Value in January (31.01.2024) 124,88

% of change from 31.12.2023 -0,14%



All about OMB on: <http://www.mse.com.mk/Indicies.aspx?Index=OMB>

Composition of OMB	Turnover (denars)	Volume	Num. of trans.	Last average price	% of monthly change of price
Government bonds-denationalization XIV issue (RMDEN14)	66.594	1.203	1	90,00	-5,26
Government bonds-denationalization XV issue (RMDEN15)	0	0	0	95,00	0,00
Government bonds-denationalization XVI issue (RMDEN16)	0	0	0	90,00	0,00
Government bonds-denationalization XVII issue (RMDEN17)	0	0	0	90,00	0,00
Government bonds-denationalization XVIII issue (RMDEN18)	0	0	0	93,00	0,00
Government bonds-denationalization XIX issue (RMDEN19)	0	0	0	92,00	0,00
Government bonds-denationalization XX issue (RMDEN20)	0	0	0	94,00	0,00
Government bonds-denationalization XXI issue (RMDEN21)	0	0	0	92,00	0,00
Government bonds-denationalization XXII issue (RMDEN22)	8.106.299	149.879	47	87,00	0,00



# MONTHLY STATISTICAL BULLETIN

## MBI10 LISTED COMPANIES RATIOS

Issuer	P/E Ratio <sup>1</sup>	Dividend yield <sup>2</sup>	Foreign investors participation in January 2024	Foreign investors participation in December 2023	Change
Alkaloid AD Skopje	19,56	2,45%	2,74%	2,75%	-0,01%
Granit AD Skopje	83,27	2,89%	8,03%	8,03%	0,00%
Komercijalna banka AD Skopje	10,15	3,13%	2,27%	2,28%	-0,01%
Makpetrol AD Skopje	5,51	5,04%	1,63%	1,63%	0,00%
Makedonijaturist AD Skopje	74,40	2,56%	0,82%	0,82%	0,00%
Stopanska banka AD Skopje	7,09	0,00%	92,37%	92,37%	0,00%
TTK Banka AD Skopje	13,11	4,69%	1,05%	1,05%	0,00%
Makedonski Telekom AD Skopje	25,55	4,84%	1,05%	1,05%	0,00%
NLB Banka AD Skopje	8,90	7,47%	87,28%	87,28%	0,00%
UNI Banka AD Skopje	11,20	4,04%	79,28%	79,35%	-0,07%

[1] Share price at last day of trading in currently month, / Earnings per share

[2] The ratios are calculated using the data from the last published Audited financial reports and last paid dividend.

## FOREIGN INVESTORS—OFFICIAL MARKET

	Foreign Legal investors January 2024	Foreign private investors January 2024	Total Foreign entities January 2024	Total Foreign entities December 2023	Change
Shares <sup>3</sup>	34,21%	1,12%	35,33%	35,33%	0,00%
Denationalization bonds <sup>4</sup>	0,09%	0,11%	0,20%	0,20%	0,00%
Continuous government bonds <sup>5</sup>	0,01%	0,00%	0,01%	0,01%	0,00%

[3] Data as last day of trading in currently month according to the Central Securities Depository, regarding the participation of the foreign investors in the number of shares.

[4,5] Data as last day of trading in currently month according to the Central Securities Depository, regarding the participation of the foreign investors in the total nominal value of bonds.

## FOREIGN AND DOMESTIC INVESTORS IN THE TOTAL TURNOVER [6]

	BUYING % of total	SELLING % of total
Foreign private investors	0,08%	0,55%
Foreign Legal investors	0,00%	1,28%
<b>Total Foreign Legal entities</b>	<b>0,08%</b>	<b>1,82%</b>
Domestic private investors	70,06%	42,14%
Domestic Legal investors	29,86%	56,03%
<b>Total Domestic Legal entities</b>	<b>99,92%</b>	<b>98,18%</b>

[6] Data as last day of trading in currently month according to the Central Securities Depository, regarding the participation of the foreign and domestic investors in the total turnover.

## TURNOVER PER MEMBERS / in denars

Member	Code	Trading in BEST system	% of trading in BEST sys.	Block (denars)	% block	Public auctions	% of Public auctions	Public offering	% of Public offering	Total
Komercijalna banka AD Skopje	KB	221.426.169	26,47	17.698.000	25,17	0	0,00	0	0,00	239.124.169
Eurohaus AD Skopje	EH	209.083.580	25,00	7.087.000	10,08	0	0,00	0	0,00	216.170.580
ILIRIKA INVESTMENTS AD Skopje	IL	177.106.254	21,17	15.600.000	22,19	0	0,00	0	0,00	192.706.254
INVESTBROKER AD Skopje	MI	53.155.157	6,35	15.600.000	22,19	0	0,00	0	0,00	68.755.157
NLB Banka AD Skopje	TN	52.029.057	6,22	0	0,00	0	0,00	0	0,00	52.029.057
Fersped Broker AD Skopje	FR	38.368.773	4,59	0	0,00	0	0,00	0	0,00	38.368.773
INOVO BROKER AD Skopje	IN	28.134.247	3,36	9.702.000	13,80	0	0,00	0	0,00	37.836.247
Stopanska banka AD Skopje	SB	33.506.700	4,01	0	0,00	0	0,00	0	0,00	33.506.700
TTK Banka AD Skopje	TK	15.742.761	1,88	4.617.774	6,57	0	0,00	0	0,00	20.360.535
Sparkase banka AD Skopje	SP	7.938.082	0,95	0	0,00	0	0,00	0	0,00	7.938.082
<b>Total</b>		<b>836.490.781</b>	<b>100,00</b>	<b>70.304.774</b>	<b>100,00</b>	<b>0</b>	<b>100,00</b>	<b>0</b>	<b>100,00</b>	<b>906.795.555</b>

Turnover via BEST system and turnover in block trades is calculated on the basis of double counting, in order to include the executed cross trades by the MSE members in the structure of the overall MSE turnover. As since June 13 2003, during the government auctions on the selling side there is no brokers (i.e. MSE performs this role), the turnover derived from government auctions is still calculated on the basis of single counting.

# MONTHLY STATISTICAL BULLETIN

## AS A REMINDER

The product of the Macedonian Stock Exchange **BESTNET ANALYTICS** is a modern internet service that helps investors in building well-founded investment strategies and in bringing valuable investment decisions.

### BESTNET ANALYTICS contains:

- Data for more than **100** companies traded on the Macedonian Stock Exchange
- More than **70** different financial indicators of companies and more than **40** indicators for banks
- Monitoring and comparing the values for the last **3** years
- Tracking results by quarters
- Data in den, euros and dollars
- Data for paid dividends from companies for the last **4** years
- Data for the major shareholders of the company
- Data for management bodies of the company
- Data for related companies
- Comparison and monitoring of a large number of financial indicators
- Monitoring indicators by sectors and industries
- Graphic display of technical indicators
- Over **40** technical indicators and oscillators
- Monitoring of investments, determining their current value
- Calculation of gains / losses from unrealized transactions
- Calculation of gains / losses from trades executed
- Simulated portfolios

Вредност на портфолио по транс.		Вредност на портфолио по XB		Реализирани добивки/загуби по транс.		Наложена вредност	
Шифра на XB	Датум на трансакција	Број на трансакција	Количина	Куповна вредност - вкупно (во ден.)	Датум на последна цена	Последна просечна цена	Вкупна вредност (во ден.)
GRNT	17.02.2009	X52515136					1.800.000,00
TEL	11.06.2009	1235649	600,00	360.000,00	27.01.2008	653,11	391.866,00
<b>скратен преглед на поединична трансакција</b>							
Македонски Телеком Скопје (TEL)							
Тип на хартија				Куповна вредност - вкупно (во ден.)	360.000,00		
Датум на трансакција	11.06.2009			Датум на последна цена	21.01.2008		
Број на трансакција	1235649			Последна просечна цена	653,11		
Количина	600,00			Нето вредност (во ден.)	391.066,00		
Куповна цена (во ден.)	600,00			Акумулирана камата (во ден.)	0,00		
Номинална вредност	0,00 MKD			Вкупна вредност (во ден.)	391.866,00		
Куповна вредност (во ден.)	360.000,00			Нереализирана добивка / загуба (во ден.)	31.066,00		
Купена акумул. камата (во ден.)	0,00			% промена од купувањето на хв	8,85%		
Трансакциски трошоци (во ден.)	500,00			% од вредноста на вкупните вложувања	1,60%		
<b>детален преглед на поединична трансакција</b>							
P.Македонија - денационализирана 01 (PMDEN01)							
Тип на хартија	Bond			Куповна вредност - вкупно (во ден.)	107.092,08		
Датум на трансакција	11.07.2008			Датум на последна цена	27.11.2007		
Број на трансакција	1919			Последна просечна цена	85,00		
Количина	2.250,00			Нето вредност (во ден.)	116.662,50		
Куповна цена (во ден.)	47,59			Акумулирана камата (во ден.)	1.225,88		
Номинална вредност	1,00 EUR			Вкупна вредност (во ден.)	117.888,35		
Куповна вредност (во ден.)	106.689,77			Нереализирана добивка / загуба (во ден.)	11.198,57		
Купена акумул. камата (во ден.)	402,31			% промена од купувањето на хв	10,00%		
Трансакциски трошоци (во ден.)	500,00			% од вредноста на вкупните вложувања	0,30%		
<b>TOTAL</b>	<b>36.067.092,08</b>			<b>62.684.319,35</b>	<b>26.617.629,57</b>		<b>100,00%</b>

Опис на хв	Податоци од тргувањето
Лазарен сегмент	22.02.2012
Лазарен подсегмент	Берзанска котација - обични акции
Тип на хв	Цена на отварање
ISIN број	Цена на затварање
Купени издадени хв	Најниска цена
Шифра на хв	Најниска цена
Номинална вредност	Просечна цена во ден
	Количина
	Промет
	Трансакции
<b>Движења на цената и прометот</b>	
Највисока цена во посл. 52 недели	4.599,00
Најниска цена во посл. 52 недели	3.799,00
% промена во посл. 30 дена	8,48%
% промена во посл. 3 месеци	6,98%
% промена во посл. 6 месеци	0,80%
% промена во посл. 1 година	-4,07%
Просечен дневен промет во посл. 30 дена	645.146,23
Просечен дневен промет во посл. 3 месеци	812.362,12
Просечен дневен промет во теквната година	626.836,29
Просечен дневен промет во посл. 52 недели	1.304.591,88
<b>Показатели по акција за издавачот</b>	
Коэффициент цена / добивка	10,43
Дивиденден принос	3,98%
Коэффициент цена / Книговодствена вредност по акција	0,91
Коэффициент цена / Акумулирана добивка по акција	2,62
Коэффициент цена / приходи од продажба	1,01
Коэффициент цена / парични приливи од оперативни активности	13,59
Коэффициент цена / оперативна добивка	8,93
Коэффициент цена / EBITDA	6,35
Највисок P/E во посл. 52 недели	11,46
Најнисок P/E во посл. 52 недели	9,47
Нето добивка по акција за посл. 12 месеци	430,59
Коэффициент цена / добивка за посл. 12 месеци	9,72

For more information on : [www.bestnet.com.mk](http://www.bestnet.com.mk)





# Банка на годината за 2023

*Кога ти си промената  
што сакаш да ја видиш*



Комерцијална  
банка

**ПОЛЕСНО  
Е ЗАЕДНО**



МАКЕДОНСКА БЕРЗА  
MACEDONIAN STOCK EXCHANGE